

Siam Caladiums™

Fancy Leaved



Available exclusively from




'Candy Cane™'



'Jungle Rain'




'Red Pearl'



Strap Leaved



'Black Heart'



'Maroon Silk'



'Moon'




'Pink Heart'



'Pink Sword'



'Ruby Jade'



'Ruby Shield'



FOREMOSTCO®, INC.

Consistent Quality, Exceptional Service™

8457 Northwest 66th Street, Miami, Florida 33166

1.800.421.8986 | 305.592.8986 | 305.592.8934 - fax

sales@foremostco.com | www.foremostco.com



= Sun/Part Shade



= Part Shade



= Full Shade

Description & General Usage: Caladiums have long been used in the horticultural industry as potted plants and in milder regions as bedding plants. With the many different colors available, these make perfect pot plants for holiday sales or as a focal plant in container garden arrangements.

Caladium x hortulanum are members of the araceae family and originated in the Amazon basin in Brazil. Because of their origin, it is important to keep them warm. Upon arrival, unpack immediately and store in a warm room with good air circulation until ready to plant – 70-80°F for long term storage.

Caladiums are usually sold in 4 sizes based on the bulb diameter:

#2	#1	Jumbo	Mammoth
1" – 1.5"	1.5" – 2.5"	2.5" – 3.5"	3.5" and larger

The number of bulbs per pot truly depends on grower preference, but some general guidelines are:

4" pot	4.5" pot	6" pot	10" pans or hanging baskets
One #1 or One #2	Two #2 or One #1	Five or six #2 or three #1 or one Jumbo	Ten to twelve #2 or five to six #1 or two to three Jumbo

These are guidelines and depend greatly on whether you choose to De-eye your bulbs or not. De-eyeing is a technique that is used to produce a shorter and bushier plant by scraping out the center eye of the bulb (also called scooping). De-eyeing is recommended in order to achieve fuller plants although this will add two to three weeks forcing time. If you choose to de-eye, it is recommended to dust with a fungicide and dry and heal the cut with good air circulation before planting.

Fertilizer: General Fertilizer is recommended in order to provide plant longevity and vigor. It is also recommended that blooms be removed if present before shipping to also provide longevity.

Spacing: It is very important in order to avoid Xanthomonas or leaf spot especially during periods of heavy rain. This will improve air circulation and reduce the presence of these bacteria. Adequate spacing will also help produce fuller plants as they will not compete with one another for light.

Some white varieties may be affected by greening. This is a term used to describe the higher presence of chlorophyll on white leaves which distort the plant's true color. Greening can be avoided by not covering white varieties with plastic to increase temperatures and also using caution not to over-fertilize.

Pests: Caladiums are rarely damaged by insects or other pests but the most common culprit in home landscape during periods of high rain are snails.

Diseases: Some diseases that might affect caladiums are Fusarium and Pythium, although they are not very common. As a preventative, *Medallion or Subdue* should be applied at manufacturer's recommended rates.

Fancy Leafed: Fancy leafed tend to be larger plants, some of which can reach a maximum height of 32" under ideal conditions with a leaf span of 10" across. Fancy leafed are more commonly used as background plants to smaller plantings and also as larger container accent plants or in mixed planters.

Strap Leafed: Strap leafed caladiums tend to be shorter, more compact plants, usually with rippled or curled lanceolate leaves. Maximum height usually does not exceed 12-14" even though under ideal conditions variations in height can occur. The stems often appear to be thicker in relation to leaf size. These are generally more tolerant of direct sun and are used in small pot arrangements or as large mass plantings in commercial and home landscapes.